

云智电子秤



探索咖啡乐趣

关于Hero

荣获德国红点、iF、中国红星、金点奖的Hero是身为咖啡行业资深从业者、知名咖啡师的张小光先生于2012年创立的轻奢咖啡器具品牌。本着对于咖啡行业的执着追求、咖啡美学文化的认同、产品创新挑战信念以及对于国人咖啡品质需求不断提升的敏锐洞察，Hero咖啡器具从诞生之日就聚集了一群热爱咖啡，享受咖啡文化的设计及产品人才。凭借好的产品是品牌一切基础信念，历经10余年，成为咖啡器具品类中轻奢美学代表，将好用的咖啡器具变成了好用的咖啡艺术品。

各大电商平台咖啡器具类目销量领先、2015 WSC世界虹吸壶大赛中国区指定产品、北京咖啡行业协会会员、设计及实用新型专利等60多项，等.....足以证明Hero咖啡器具在行业中的引领地位。自成立以来，我们很高兴有近百万名咖啡爱好者在享受品质生活的时候，都有Hero的陪伴。同时有上千家餐饮品牌及咖啡馆选择Hero产品，服务追求品质的人士。

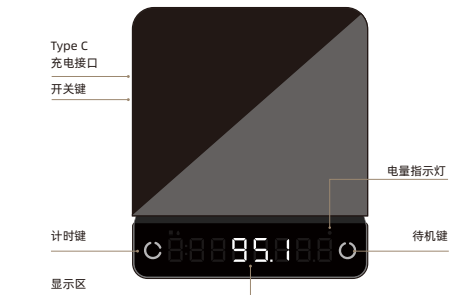


同时荣获德国iF/红点设计大奖的咖啡器具品牌



探索咖啡乐趣

按键说明



计时键 (左侧)	单击	开始计时 暂停计时
	双击	计时归零
	依次长按切换	称重 计时+称重 自动去皮计时+称重
待机键 (右侧)	单击	开机 重量清零
	双击	落液计时开启 落液计时关闭
	长按	待机



探索咖啡乐趣

电量显示

- 当电子秤电量低于 20% 时，电量指示灯将呈现红色常亮状态（如图 1），为提高电池使用寿命，此时应对电子秤进行充电。电子秤充电时电量指示灯呈现蓝色常亮状态（如图 2），充至 100% 后，电量指示灯熄灭。
- 电子秤电源开启/关闭状态时均可进行充电操作。



称重

- 长按计时键进入“称重”模式。



计时+称重

- 长按计时键进入“计时+称重”模式。
- 单击待机键清零重量，单击计时键开始计时。



探索咖啡乐趣

计时+称重

- 双击待机键后，重力感应计时开启，左上角出现水滴标识。
- 开始注水后计时开启，注水后重力感应计时功能关闭，“水滴”标识消失。



- 将秤面重物移走后，计时停止重量信息保持，显示区闪烁提醒三次后长亮。



*显示区左侧为“计时”，右侧为“称重”（单击右键数值清零）。

自动去皮计时+称重

- 开机状态下，长按 2 次计时键进入“自动去皮计时+称重”模式；左上角出现重物标识。
- 将重物放置在秤上后，称重自动归零，随后开始计时。



探索咖啡乐趣

自动去皮计时+称重

- 将秤面重物移走后，计时停止重量信息保持，显示区闪烁提醒三次并保持长亮。
- 双击待机键后，重力感应计时开启，左上角出现水滴标识；模式为自动去皮落液计时。



- 将重物放置在秤上后，称重自动归零。
- 开始注水后计时开启，注水后重力感应计时功能关闭，“水滴”标识消失。



- 将秤面重物移走后，计时停止重量信息保持，显示区闪烁提醒三次并保持长亮。



产品参数

- 产品名称：云智电子秤
- 产品型号：DZC-4B/DZC-4W
- 执行标准号：Q/ZFRK 02-2019
- 产品颜色：黑色/白色
- 电池容量：3.7V/1200mAh
- 产品材质：铝合金/ABS
- 外观尺寸：116mm * 100mm * 14mm
- 产品重量：200g
- 接口类型：Type-C
- 最大称重：2000g
- 称重精度：0.1g
- 起称重量：0.3g
- 单位：g/mL（通用）



探索咖啡乐趣

注意事项

- 请使用官方提供的硅胶垫配合使用，避免温度升温导致故障。
- 请勿放置重量超过电子秤最大称重值（2000g）以上的物体，以免损伤电子秤。
- 请避免在连接充电线时使用电子秤。
- 请将电子秤放置在水平桌面进行称重，并避免物体长期放置于电子秤上。
- 请勿将电子秤浸泡在水中，以免造成内部电路板及电池损伤。
- 长时间不使用时，请确保电子秤持续保有电量。
- 请在干燥、无腐蚀的环境中存放电子秤。

保修卡

保修说明
尊敬的顾客，感谢您使用Hero产品。我公司产品执行三包规定，产品自购买之日起保修一年。保修服务仅限于正常使用产品时出现的质量问题，如因用户未按说明书指导使用或因不可抗力原因造成的损坏，则不属于保修范围，维修时应支付相应费用。

维修记录	购买日期	
维修时间	故障原因	处理方法




探索咖啡乐趣



探索咖啡乐趣

公司名称：北京瑰夏传奇贸易有限公司
公司地址：北京市昌平区回龙观镇黄平路19号院4号楼510室
联系方式：010-82962392
官网：www.herocafe.cc



E-Smart scale



Enjoy in coffee

About zeroHero

zeroHero which won the iF design award, the Red dot design award, China Red Star, and Golden Dot Awards, is a light luxury coffee gear brand founded in 2012 by Mr. Zhang Xiaoguang, a senior practitioner in the coffee industry and a well-known barista in China. In line with the persistent pursuit of the coffee industry, the recognition of coffee aesthetics and culture, the belief in product innovation and challenges, and the keen insight into the continuous improvement of Chinese people's coffee quality needs, zeroHero brand has gathered a group of people who love coffee and enjoy the design of coffee culture. Relying on the belief that good products are the foundation of all brands, after more than 10 years, zeroHero brand has become a representative of light luxury aesthetics in the coffee utensils category, turning easy-to-use coffee utensils into artworks.

We pursue the perfect sense of operation and design and extreme details of each product, finally making the inspiration to be a real product. Many hot sale products are loved by the end users. With different product lines, customers can do one-stop purchasing to build their own coffee houses. With zeroHero, hope the love of coffee can be conveyed to more people who love coffee and who love life.

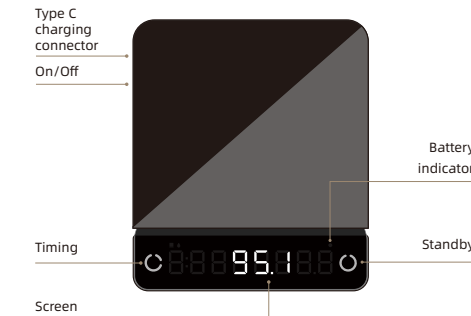


Brand of iF Design Award / Red Dot Design Award



Enjoy in coffee

About Buttons



Timing	Single Click	Timing
	Double Click	Pause
	Long press in turn to switch 3 functions	Tare time
Standby	Single Click	Weighing
	Double Click	Timing + Weighing
	Long Press	Automatic tare timing+ Weighing
	Single Click	Power on
	Double Click	Tare weight
Standby	Double Click	Automatic timing on for pouring
	Long Press	Automatic timing off for pouring
	Long Press	Standby



Enjoy in coffee

Power display

- When the power of the electronic scale is lower than 20%, the power indicator light will show a steady red state (as shown in Figure 1). In order to improve the service life of the battery, the electronic scale should be charged at this time. When the electronic scale is charging, the power indicator light is in a steady blue state (as shown in Figure 2). After charging to 100%, the power indicator light goes out.
- The charging operation can be carried out when the power of the electronic scale is turned on or off.



(Figure 1)



(Figure 2)

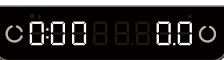
Weighing

- Long press the timing button to enter the "weighing" mode.



Timing+Weighing

- Long press the timing button to enter the "timing + weighing" mode.
- Click the standby button to reset the weight, and click the timing button to start timing.



Enjoy in coffee

Timing+Weighing

- After double-clicking the standby button, the gravity sensor timing will start, and the water drop logo will appear in the upper left corner.
- The scale will timing automatically when pouring, the "water drop" mark disappears and the gravity sensing timing function turns off after pouring.



- After the weight on the scale surface is removed, the timing stops and the weight information remains, and the display area flashes three times for reminder and then stays on.



- The left side of the display area is "timing" and the right side is "weighing", (click the right button to clear the value).

Automatic tare timing + weighing

- In the power-on state, long press the timing button twice to enter the "Auto timing+ Tare First Weight" mode; a heavy object logo appears in the upper left corner.
- After placing object on the scale, the weighing will automatically reset to zero, and then start timing.



Enjoy in coffee

Automatic tare timing + weighing

- After the weight on the scale is removed, the timing stops and the weight information remains, and the display area flashes three times to remind and stays on.
- After double-clicking the standby button, the gravity sensor timing will start, and the water drop mark will appear in the upper left corner; the mode is Auto timing when pouring+ Tare First Weight.



- After placing the object on the scale, the weighing will automatically return to zero.
- The scale will timing automatically when pouring, the "water drop" mark disappears and the gravity sensing timing function turns off after pouring.



- After the object on the scale is removed, the timing stops and the weight information remains, and the display area flashes three times to remind and stays on.



Parameter

Product: zeroHero E-Smart scale
 Type: DZC-4B/DZC-4W
 Executive Standard Number: Q/ZFRK 02-2019
 Color: Black/White
 Battery capacity: 3.7V, 1200mAh
 Material: Aluminum alloy/ABS

Size: 116mm * 100mm * 14mm
 Weight: 200g
 Interface type: Type-C
 Maximum weighing: 2000g
 Weighing accuracy: 0.1g
 Minimum weighing: 0.3g
 Unit: g/mL (common)



Enjoy in coffee

Precautions

- Please use the silicone pad provided by the official to avoid failure caused by temperature rise.
- Do not place objects weighing more than the maximum weighing value of the electronic scale (2000g), so as not to damage the electronic scale.
- Please avoid using the electronic scale while connecting the charging cable.
- Please place the electronic scale on a horizontal table for weighing, and avoid placing objects on the electronic scale for a long time.
- Do not immerse the electronic scale in water, so as not to cause damage to the internal circuit board and battery.
- When not in use for a long time, please ensure that the electronic scale continues to maintain power.
- Store the scale in a dry, non-corrosive environment.

Warranty Card

Warranty and service
 Dear Customer: Firstly thank you for using our company's products. Our company's products implement the three guarantees regulations. The products are guaranteed for one year from the date of purchase. Warranty service is only valid for quality problems that occur under normal use. If the user does not follow the instructions for normal use or damage caused by man-made and force majeure is not covered by the warranty, if it needs repairs, the corresponding fee will be paid.

Maintenance Record	Purchase Date	
	Fault Cause	Handing Method



Enjoy in coffee

Beijing Guixia Legend Trading Co., Ltd.
 Address: Building 4, Room 510, Longqi Square, Yard 19, Huangping road, Changping District, Beijing, China
 Email: info@zerohero.cc
 Website: www.zeroherocoffee.com